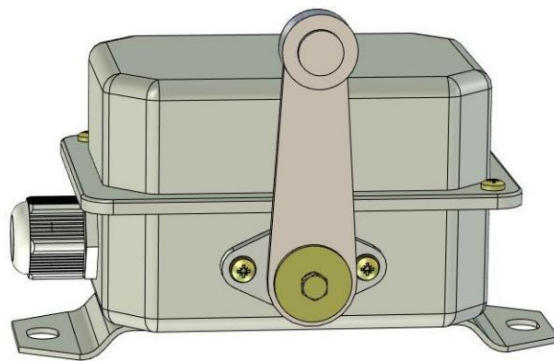

Instructions for Limit switch
ZAX XWK-I V1.0



Zax Technology Co., Ltd

1. Overviews

Limit switch is mainly used in the move equipment of belt conveyor and lifting equipment, have the role of limit protection function at the start or end position, to avoid derailment and other accidents of the move equipment due to exceeding the limit position. Can also be used as a position switch, have a positioning function.

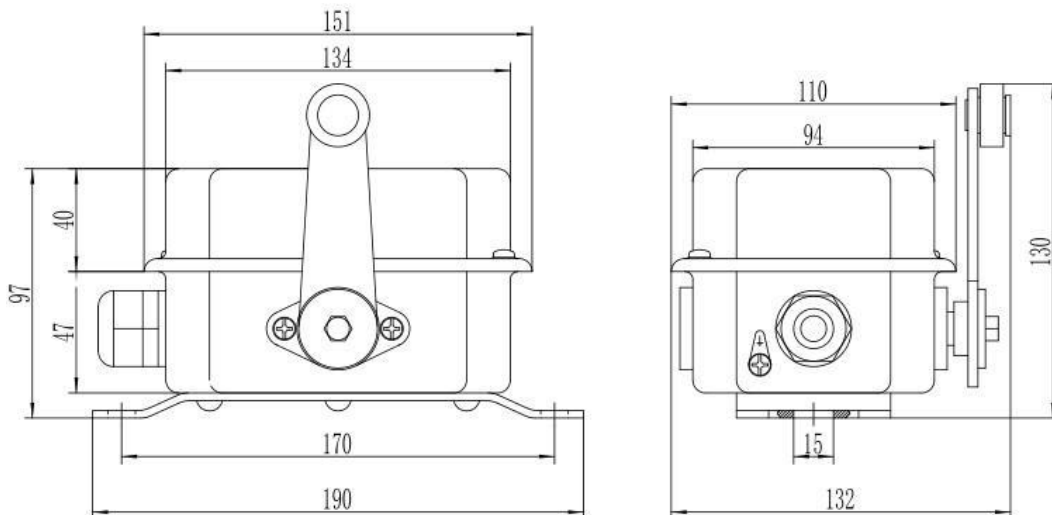
2. Characteristic

- 2.1. Fully sealed design.
 - 2.2. The switch operates reliably and has large capacity.
 - 2.3. Light and easy to install.
 - 2.4. Reset automatically.
-

3. Parameter table

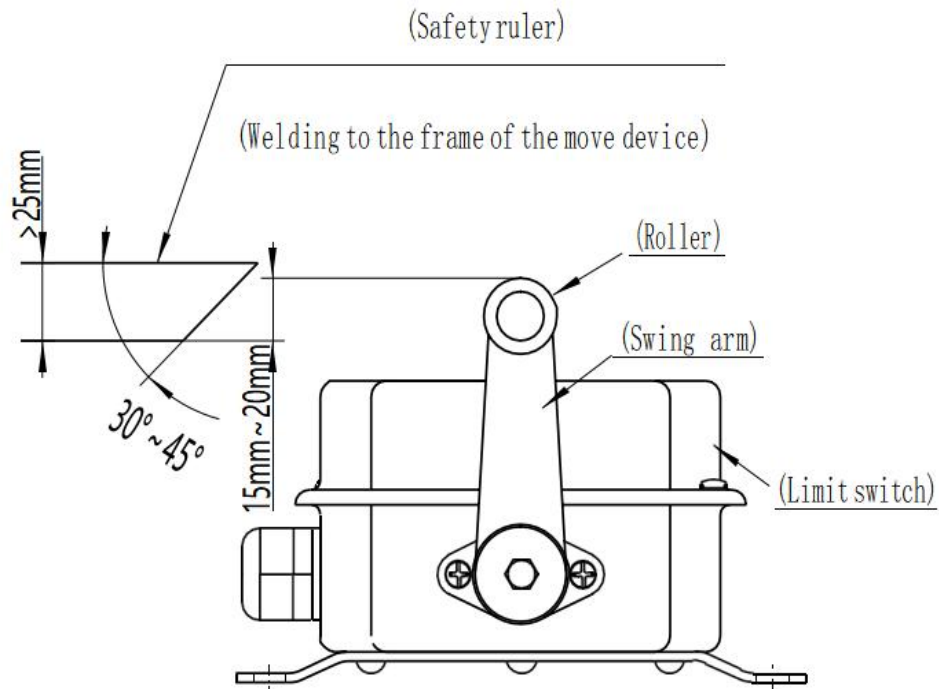
Ambient temperature	-20°C~50°C
Relative humidity	0~95%
Atmospheric pressure	80 kPa ~110kPa
Output mode and quantity	1×SPDT
Contact rating	AC380V 5A DC24V 5A
Protection level	IP65

4. Structure features and main dimensions



Appearance size chart (Units: mm)

5. Installation indication



Installation indication diagram

6. Installation instructions

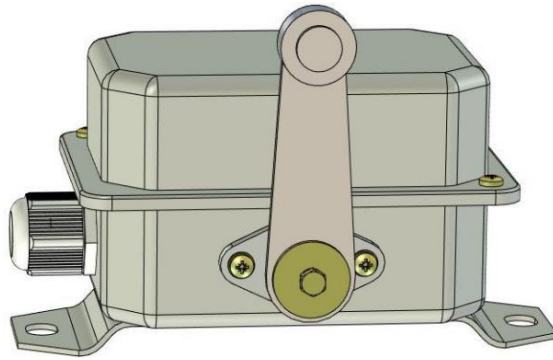
6.1. WARNING :

6.1.1. Do not live operation.

6.1.2. This product is non-explosion-proof products, please do not use in inflammable and explosive environment.

6.2. Prepare materials :

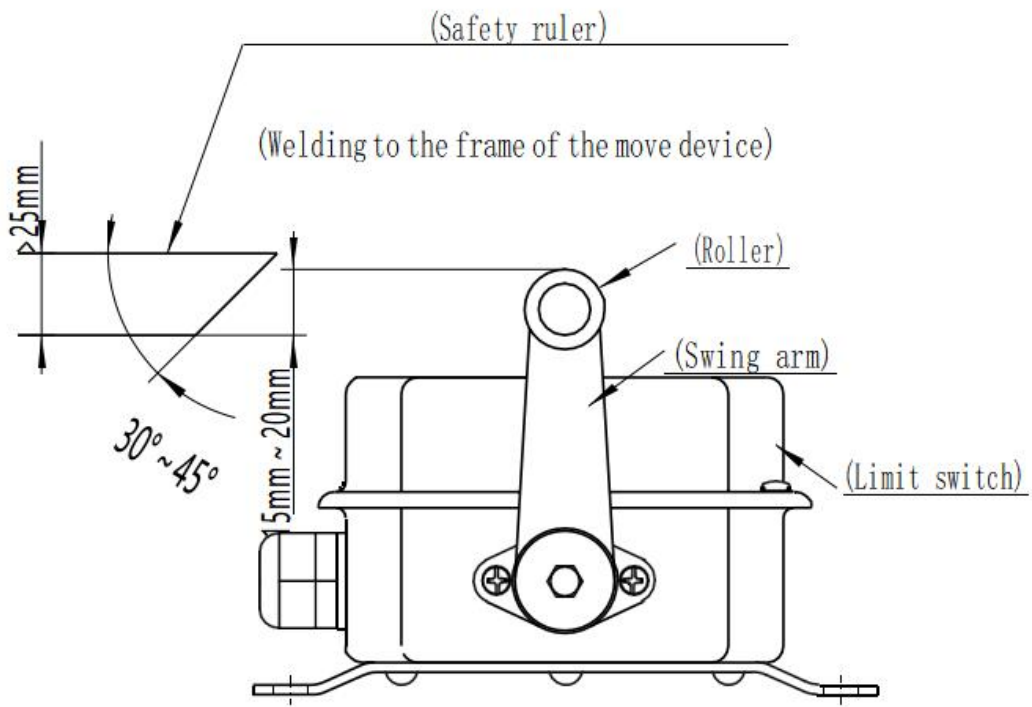
6.2.1. Limit switch



6.3. Installation steps :

6.3.1.

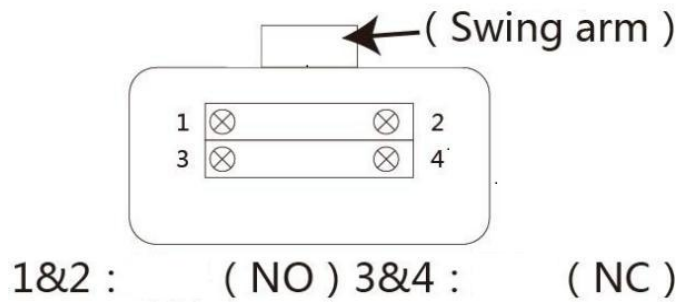
Select the steel block with appropriate shape and process one side into a beveled surface as the safety ruler. The suggested size is shown in the figure below. Fix the limit switch on the frame of the belt conveyor, weld the safety ruler on the frame of the move equipment. The positioning size shall be based on the actual situation, make the safety ruler can move the roller on the swing arm of the limit switch without colliding with other parts.



6.3.2. Wiring principle

The device outputs a set of SPDT switches. Wiring terminals are provided inside and the principle of wiring is indicated. If there is any exception, please refer to the circuit diagram on the limit switch.

Limit switch wiring diagram



7. Working principle

The product is equipped with a position switch, and the static state is SPDT single-pole double-throw. The stop and reversal of the move equipment are controlled by the change of contact points of the limit switch, prevent derailment of the move equipment. It can also be used as limit protection switch of move equipment.

8. Maintain

- 8.1. Regular dust removal, regular check whether the switch is working properly;
 - 8.2. Regular check and tighten the bolts and nuts in all parts.
-